



SIMBOLOGIA	
	ATENÇÃO
	PERIGO
	RISCO DE VIDA

Média A : GRADUADOS/SENIOR

Média B : JUNIOR/OVER 40

KM Total 94,00

Diretor de Prova

ALEX/REI/MARINE/DODO

Organização

MTC

XXIII ENDURO DA LUA CHEIA

XXIII LUA CHEIA

Dados Adicionais

RESPEITE AS LEIS DE TRANSITO

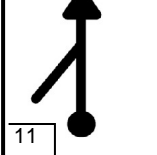
CUIDE DAS ROÇAS

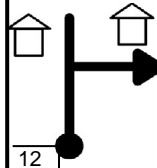
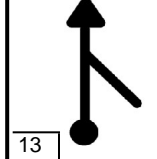
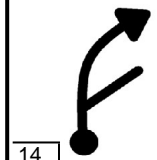
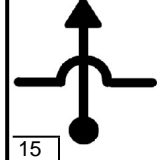
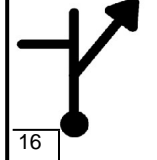
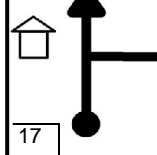
CUIDADO AO PASSAR PELAS CASAS

1º e 2º ETAPA COPA MTC

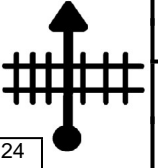
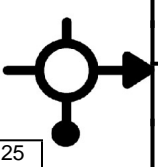
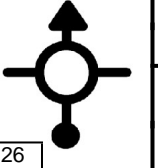
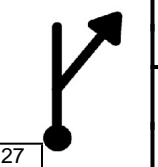
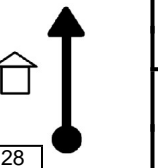
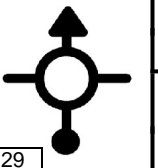
1º e 2º ETAPA COPA ASCPE

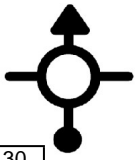


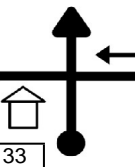


AFERIÇÃO			
0,00 1,400			POSTO DA POLICIA MILITAR
INICIO DA PROVA			
1,40 10,400			PLATAFORMA
11,80 0,600			SAIDA DA BR 101
12,40 0,100			
12,50 7,500			ATENÇÃO BR 101

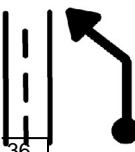
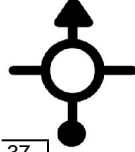
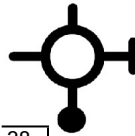
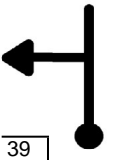
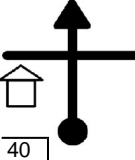
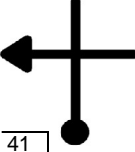
<p>20,00 0,500</p>  <p>6</p>	<p>FALTA 1KM PARA SAIRA DA BR</p>
<p>20,50 0,500</p>  <p>7</p>	<p>FALNTAM 500 MTS PARA SAIR DA BR</p>
<p>21,00 0,200</p>  <p>8</p>	<p>PONTE - FALTAM 200 MTS PARA SAIR DA BR</p>
<p>21,20 1,000</p>  <p>9</p>	<p>SAIR DA BR</p>
<p>22,20 0,200</p>  <p>10</p>	
<p>22,40 0,600</p>  <p>11</p>	

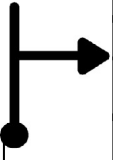
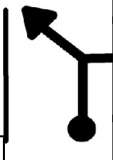



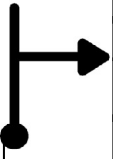
<p>23,00 2,400</p>  <p>12</p>	
<p>25,40 0,300</p>  <p>13</p>	
<p>25,70 1,500</p>  <p>14</p>	
<p>27,20 0,300</p>  <p>15</p>	<p>LOMBADA</p>
<p>27,50</p>  <p>16</p>	<p>POSTO OLHO DAGUA</p>
<p>0,00 1,800</p>  <p>17</p>	<p>VOLTAR PARA A BR 101</p>


<p>1,80 0,200</p>  <p>18</p>		
<p>2,00 2,200</p>  <p>19</p>		ATENÇÃO BR 101
<p>4,20 0,300</p>  <p>20</p>		
<p>4,50 0,200</p>  <p>21</p>		POR BAIXO DO VIADUTO
<p>4,70 0,300</p>  <p>22</p>		
<p>5,00 0,100</p>  <p>23</p>		POSTO

<p>5,10 3,900</p>  <p>24</p>		
<p>9,00 2,700</p>  <p>25</p>		
<p>11,70 7,700</p>  <p>26</p>		
<p>19,40</p>  <p>27</p>		APOIO - POSTO MARAGNO - ESTAÇÃO COCAL
<p>0,00 7,600</p>  <p>28</p>		VOLTAR EM DIREÇÃO A BR 101
<p>7,60 2,700</p>  <p>29</p>		

10,30 2,000			
12,30 4,400			
16,70 5,500			LOMBADA
22,20 1,400			CLUBE DO RATÃO - CUIDADO MOTOS ATRAVESSANDO
23,60 1,700			POSTO
25,30 0,200			POR BAIXO DO VIADUTO

25,50 1,400			CUIDADO - SC 444
26,90 1,400			POSTO DA POLICIA RODOVIARIA
28,30 0,700			
29,00			APOIO - POSTO NICÃO - IÇARA
0,00 0,200			
0,20 0,300			

<p>0,50 0,300</p>			<p>ENTRAR ANTES DO VIADUTO</p>
<p>0,80 5,200</p>			
<p>6,00 10,500</p>			
<p>16,50 0,600</p>			<p>PLATAFORMA</p>
<p>17,10 0,900</p>			
<p>18,00 0,100</p>			

<p>18,10 0,100</p>			
-------------------------------	---	--	--

AGRADECEMOS A SUA PRESENÇA E
CONTAMOS COM VOCÊ NA NOSSA
PRÓXIMA PROVA!!!!

RESPEITE OS COLONOS ASSIM SEMPRE
TEREMOS TRILHAS